



SPACE COAST QUILTERS

NEWSLETTER

Volume 2, Issue 3

April 2010

Where Quilts Are Launched

Editor: Patricia Wilkins

321-383-4796

WizardsCastle@cfl.rr.com

2009 – 2010 OFFICERS

President	Ann Giles	268-1969
	anng@cfl.rr.com	
1st VP	Elaine Glasgow	383-1850
	rglasgow2@cfl.rr.com	
2nd VP	Joseph Wilkins	749-9398
	tazmanjoseph@yahoo.com	
Treasurer	Barbara Anderson	269-4564
	mrs.a68@juno.com	
Secretary	Barbara Arden	264-6159
	barbvard@bellsouth.net	

PRESIDENT'S MESSAGE

Dear Members:

Spring is finally here! You can see it in the flowers; you can see it in the plants that were frozen by our cold temperatures and now little green leafs are starting to sprout; you can see it in the fabrics highlighted in the stores; and you can see it on the faces of your friends. Spring also means baby quilt time and the guild is very busy working on that project.

I have visited quilt shows in Mt. Dora, Melbourne, and Fort Lauderdale this past month. While the shows were very nice, I must say our show is larger with more quilts on display. There are still a few more "Team Leader" (Chairman) positions to be filled so please say yes when asked.

Many of you have seen the Pillow Case Challenge in McCall's magazine and The Quilt Place in Rockledge has set as a goal, 1000 pillowcases. The Moonlighters have pledged 100 pillowcases and challenge other guilds to do the same. We have a year to reach this goal. I would I like to challenge our guild to make 100 pillowcases to join in this project. They will be given to Country Acres, The Salvation Army, and the Veteran's Home.

Wishing everyone a Happy Springtime and hope you all have a Happy Easter.

Ann

APRIL GUILD MEETING:

Date: Wednesday, 21 April 2010
Where: First Baptist Church,
Titusville, FL
Time: 9:30 a.m.
Program: Myra Ducharme, Cathedral
Windows demonstration.
Refreshments: Ruth Sultz, Pam Butner,
Sally Cascario, Love Lucas,
Love Sullivan, and Joyce
Teddall.
Clean-up: Will be done by the people
bringing the refreshments.

APRIL BOARD MEETINGS:

Date: Wednesday, 28 April 2010
Where: First Baptist Church,
Titusville, FL
Time: 9:30 a.m.
Quilt Show Meeting after
this Board Meeting.

SPACECOAST QUILT GUILD GENERAL MEETING – MARCH 17, 2010

The meeting was called to order and began with the pledge. There were 69 members, 3 guests and 2 new members. Thank you cards received this month were acknowledged. Dot Morgan donated a quilt to be given to Cindy Blackmeyer of Community Services Council for a fund raiser. A motion was made by Jo Charvet and seconded by Sherri Ann Larson to give her the quilt. Motion passed.

Show and Tell was introduced. Participants were: Love Sullivan, Donna McCarthy, Kathy Stewart, Nancy Smith, Patricia Wilkins, Mae Webb, Margaret Gell, Anita O'Neal, Rose Palek, Liz Sollogub, Elaine Gross, Micki Carleton, Barbara Arden, Fran Crosby, and Linda Smith.

Door prize baskets were won by Joe Wilkins and Barbara Arden. Sunshine quilts were presented to Katherine Mercer, Pat Carter's daughter, and Betty Keesling.

A motion was made by Elaine Gross and seconded by Joe Wilkins to accept the minutes as written.

Pat Reid reported that there are 48 baby quilts completed and 19 fleece throws. The goal for this year is 250.

Elaine Gross announced that we have decals and magnets for our cars at a cost of \$6.00 for anyone interested.

Our education classes are continuing on the first Wednesday of each month at a cost of \$2.00 or 2 canned goods at St. Gabriel's at 9:00 a. m..

The Quilt show report was given. We still need several chairmen for the show. The show will be held at BCC. The board meeting will be held next Wednesday with a Quilt show meeting immediately following.

The Gypsy Quilter will be our guest for May and hold two classes. The cost will be \$25 for the table runner and \$35.00 for the circle class to be held at the Police Hall of Fame.

Rose Palek reported that the hospital gift shop has a new manager with many new and exciting gifts.

The meeting was adjourned at 10:25


Barbara Arden - Secretary

Cecilia Reid, The Shipping Depot, is now a retailer for Stick-It Felt and Carol Wilson Fine Art Embossed Quilt Cards.



April 2010



Sunday	Monday	Tuesday	Wednesday	Thursday	Friday	Saturday
<p align="center"><u>MEMBERSHIP DUES REMINDER:</u></p> <p>Dues are \$15.00. 62 or over dues are \$10.00. After August 31st it will be \$20.00 to be reinstated.</p> <p>Liz Sollogub, Membership Chairperson nsollogub@aol.com 321-269-1730</p>				1	2	3
4 HAPPY EASTER 	5	6 Walker Bag's for the Boutique at St. Gabriel's Church (6 – 9 p.m.). Regular Tues. Group Mtg. a.m. and p.m.	7 Hand Appliqué Class by Rosemary Earley at St. Gabriel's Church (9 - 11 a.m.) Baby Quilts, pinning, and labeling at First Baptist Church (8:30 – 11 a.m.)	8	9	10
11	12	13 Sweat Shirt Class Part 1 by Linda Smith at St. Gabriel's Church (6 – 9 p.m.). Regular Tues. Group Mtg. a.m. and p.m.	14 Baby Quilts, pinning, and labeling at First Baptist Church (8:30 – 11 a.m.)	15	16	17
18	19	20 Until further quilt blocks are made; the Quilts of Valor Group will not meet. Regular Tues. Group Mtg. a.m. and p.m.	21 General Membership Meeting.	22 Cathedral Window Class with Myra Ducharme at St. Gabriel's Church (9 a.m. – 4:30 p.m.)	23	24
25	26	27 Regular Tues. Group Mtg. a.m. and p.m.	28 Baby Quilts, pinning, and labeling at First Baptist Church (8:30 – 11 a.m.) 9:30 am - Board Mtg. with Quilt Show Mtg. after.	29	30	<i>Space Coast Quilters</i> car magnets or decals are still available for \$6.00 each.

EDUCATIONAL CLASSES

These classes are for all quilters (beginners - advanced) and opened to the public. A donation for the Church's Food Pantry (two canned goods or \$2.00) is all that it will cost you. Call Kathy Stewart at 453-1399 or e-mail katquilts2005@aol.com to reserve your spot in the Educational Classes! The quilters go through a lot of effort to teach these classes. If you are unable to attend; please call Kathy Stewart to cancel.

APRIL

Wednesday; April 7, 2010

Hand Appliqué Class

Teacher – Rosemary Earley

Home #: 321-453-2809

E-mail: rbearley43@cfl.rr.com

This class is being dedicated to our Charity Quilts. We will be doing a Sunbonnet Sue and Overall Andy.

Materials Needed

- 10 inch square for background; neutral fabric (white, cream, white on white, or white on cream).
- Scrapes of fabric for the dress, hat, shoes, hand, and a 3 ½ inch square of red.
- Matching thread, needle, pins, and scissors.



(The pictures above are just a sample of what a Sunbonnet Sue and Overall Andy are. Rosemary's will be different and cuter with little red hearts.)



MAY

Wednesday; May 5, 2010

Hand Quilting Class

Teacher – Cora Postlethwait

Home #: 321-267-3590

E-mail: coraquilts@yahoo.com

Materials Needed

- Marking pen, marking pencil, or chalk.
- Ruler.
- Thread – silk or cotton.
- Hoop of your choice.
- Fabric to fit hoop (top, batting, and backing).
- Assorted quilting needles.
- Scissors.

Remember this is a beginner's class to show you the different ways to hand quilt.

QUILT SHOW PROGRAM ADVERTISING

Plans for our Quilt Show are now underway. We are kicking off the drive to get ads for the show program. Last show I had little member assistance to secure ads. YOU are our best one to get the ads -- these ads pay for the printing of the program. Ask the professionals whose services you use -- the lawn maintenance, plumber, beautician, etc. If you frequent a restaurant you'll get an ad from them. It is so much easier than I can just coming off the street. Let's all pull together to make this program the best ever. At meeting in April I will have the necessary forms to hand out. Be sure you pick up at least one or more. Secure an ad and your name will go into a drawing for a monetary gift. Thanks for your assistance.


Rose Palek
Program Ads Coordinator

APRIL WORKSHOP

Traditional Cathedral Window

Teacher: Myra Ducharme

Home #: 321-269-1614 or Cell #: 321-890-8808



Block/Unit Size: 9"

Fabric Requirements:

- Crib Size (45" x 60"): 9 yards background fabric (cut 140 squares)
- Twin Size (60" x 96"): 19 yards (cut 308 squares)
Double Size (75" x 96"): 22 yards (cut 352)
- Queen Size (80" x 100): 25 yards (cut 396)
- King Size (100" x 100") : 30 yards (cut 484)

This class will be at St. Gabriel's Church on April 22nd from 9:00 a.m. – 4:30 p.m. A \$5.00 fee is required to reserve your place.

Materials Needed: (All material will be based on the size of the quilt you want)

- Background Material 8-1/2" X 8-1/2" Fabric, 100% cotton is recommended for this class. Unbleached muslin is the traditional color and fabric of choice. However, one need not be limited to cottons, silks, taffetas, and velvets can be used.
- Fabric (scraps or color of your choice) for the Windows approximately 3" squares (don't cut before class – some might need to be less or more).
- Thread to match background fabric. Quilting thread works well because it is the strongest. To choose between strength or color, use the best color.
- Basic Sewing Supplies are needed. Plus, a tool for pushing out corners. Crochet hook or purple thing.
- Sewing machine will be used for part of the construction or not (your choice). Hand sewing will be used for most or all of the class.

BIRTHDAYS

April

Pam Austin	04/01
Sally Cascario	04/02
Barbara Anderson	04/03
Bonnelle Smith	04/03
Love Sullivan	04/04
Love Lucas	04/05
Pat Dillion	04/07
Happy Caro	04/10
Margaret Wooten	04/10
Kathleen Faith	04/11
Bonnie Steel	04/12
Dixie Holland	04/13
Helen Henry	04/15
Teresia Chase	04/18
Claire Hogan	04/18
Annette Mehenko	04/18
Barbara Ann Fentress	04/25
Betty Keesling	04/27
Sharon Adams	04/28
Metta Lyons	04/28

*Happy Birthday
to all and many
more!*



May

Micki Carleton	05/01
Sherianne Larson	05/01
Mischele Scherf	05/01
Carol Ness	05/02
Gloria Beckett	05/03
Judith Wetherbee	05/09
Ann Hurst	05/14
Mary Pat Lynch	05/14
Nancy McPhee	05/17
Betty Kiner	05/22
Calleen Coiner	05/25
Sally Krause	05/29
Wanda Masek	05/30
Mary Owens	05/30
Dorothy Morgan	05/31

MAY WORKSHOPS

National Instructor: Lanette Edens "The Gypsy Quilter"

MOROCCAN TILES TABLE RUNNER

Location:

Date: May 19, 2010
Place: St. Gabriel's Episcopal Church
Time: 2 p.m.
Cost: \$25.00 + \$8.00 (pattern) = \$33.00.



The workshop will be a half day workshop after our Guild Meeting. The pattern will be available during the Guild meeting as well as at the workshop for purchase. Also for this workshop it's recommended that you have the Flying Geese x 4 No Math Ruler, however, this is not required. For this workshop you can use any method of making the flying geese, but if you would like to purchase the ruler the cost is \$19.95. An advance list of material to cut will be available after the April Guild Meeting.

CIRCLES AREN'T SCARY

Location:

Date: May 20, 2010
Place: American Police Hall of Fame
Time: 9 a.m. – 5 p.m.
Cost: \$35.00 + \$16.98 (book) + \$32.49 (ruler) = \$84.47.



This is an all day workshop and it's highly recommended that you bring a bag lunch (she will be teaching all day long)! **In this workshop there are two other required components:** Circle Around Book, and Cut-A-Round Ruler. The book is highly detailed with photos to assist you for after the workshop is over so you can do this all on your own without having to decipher confusing detailed paragraphs. The other required component to this class is the Cut-A-Round Ruler and serves multiple functions such as the Drunkards Path (use can use this ruler for several popular techniques in quilting after the conclusion of this class). With the Cut-A-Round Ruler Lanette recommends anyone taking the class purchase their own, however, if need be **only two quilters** could share one for the workshop. This workshop is guaranteed to be loads of fun and no two designs will be the same (there is no set pattern, every one will be unique). Also, Lanette let me know that there have been several beginners that have taken this class and entered their finished design from the workshop into a quilt show and have won ribbons, just like that, sounds easy!

Looking forward to everyone rushing to sign-up for these two exciting workshops from a lovely well known and respected member of our community (sewing/quilting/designing)! All monies must be paid at or prior to the April Guild meeting. If we do not have enough participants the classes will be cancelled!



**Happy
Easter**



QUILT SHOW BOUTIQUE WORKSHOPS:

Date: Every 1st Tuesday of the month.
Place: St. Gabriel's Episcopal Church
Time: 6:00 p.m. – 9:00 p.m.

Please call Patricia Wilkins at 321-383-4796 if you are going to attend. That way we will have enough instructions available for everyone. Remember these ladies are putting in a lot of effort to teach us and so that we will have plenty of items for our Boutique.

April 6th – Walker bags Ann Giles

- A. 16 ½" X 24 ½" - Front and Back Body.
- B. 13 ¼" X 18" - Lining Front.
- C. 13 ¼" X 18" - Lining Back (B and C can be different fabrics or same fabrics).
- D. 2 ¼" X 44" - Side Bindings.
 - (2) 3 ½" x 16 ½" - Top Binding.
 - 2 ½" X 22" - Pocket Binding.
 - (2) 4 ½" X 8 ½" – Tabs.
 - 4 ½" X 6 ½" - Pocket Front.
 - 4 ½" X 6 ½" - Pocket Front Lining.
 - 4 ½" X 7 ¾" - Pocket Back.
 - 4 ½" X 7 ¾" - Pocket Back.

Lining:

You can use pre-quilted fabric or you can place batting between body and lining and quilt fabric.
Batting 18" X 26"

You also need Velcro for the 2 front tabs and 2 buttons.

May 4th – Crayon Bags Carol Kohlscheen

**Child's Large Coloring Bag
10" wide X 10 1/2 " Tall - Plus Handles
Makes 2 Coloring Bags**

3/8 yard for the bag outside
3/8 yard for the bag lining
1/3 yard for the handles and crayon holder
13" X 42/44" flat cotton batting
40 Crayons (20 per bag)
2 - Coloring Books (8X11). 1 per bag.

Cutting Instructions: Prior to class:

Cut (1) - 13" X WOF for the Bag outside fabric, Bag lining Fabric, and Cotton Batting
Cut (4) – 7 inch Tall - 10 1/2 Wide rectangles of Crayon holder fabric (2 per bag).
Cut (4) - 2 1/2" X 18" strips for bag handles (2 per bag).
Cut (4) - 3/4" X 18" strips of Cotton Batting for handles (2 per bag).

Prior to class make a quilt sandwich of the 13" by WOF strip and machine quilt. Quilt in any manner you prefer. Cross hatching works well. You may prefer to purchase pre quilted fabric, but sometimes it is hard to find the color you want.

SPACE FABRIC

The Space Fabric is in!!!! Please call Pat Reid at 321-268-4096 to make an appointment to get your fabric. The fabric is 5.30 per yard which includes the tax; cash, check, or credit cards will be accepted. The fabric below is what is available at this time. The planet fabric is on back order. When the fabric comes in I will send out an email and we will have it available for cutting.

Cecilia Reid
The Shipping Depot of Port St. John
321-632-8681
dos112890@hotmail.com



SWEAT SHIRT JACKET

Linda Smith

Date: 13 April and 11 May 2010

Time: 6:30 – 8:30 p.m.

Place: St. Gabriel's Episcopal Church

If you are interested in having dinner with the quilters prior to the class; please call Linda Smith at 321-267-4785 to find out where they will be dining.

Materials:

- ✂ Sweatshirt that is one to two sizes larger with **set-in sleeves** pre wash your sweatshirt. It is going to shrink up, especially in the length; can be purchased in the men's department. You will also want the neck ribbing to be the color that will go with your material as the ribbing will be turned over to be the collar. **Do NOT do any cutting on your sweatshirt before class.**
- ✂ 8 to 10 fat quarters this will be more than you need; but you need a variety of colors. The cutting does not have to be perfect. You can stack the fat quarters and cut several layers at one time. Lay the fat quarters 18" being the height (going up and down) and 22" width (going across). After layering the fabric cut the rows as follows.
- ✂ 1st row cut a 6 inch wide strip, from that strip cut (1) 6x6, (5) 2x6 and (1) 4x6.
- ✂ 2nd row cut a 4 inch wide strip, from that strip cut (3) 4x4, (2) 4x6.
- ✂ 3rd row cut a 4 inch wide strip, from that strip cut (5) 4x4, take two of the 4x4 groups and cut in half so you will have 2x4 pieces.
- ✂ 4th row cut a 2 inch strip, from that strip cut (2) 2x2 squares and rest 2x6.

After cutting the material divide the material into four groups and place them in a zip lock bag to keep them separated, one for each sleeve, one for the back, and one for the front.

- ✂ Sewing Machine, Foot Control and power cord.
- ✂ 2 bobbins filled with thread for quilting.
- ✂ New 80/12 needle.
- ✂ Walking Foot.
- ✂ Three or four glue sticks — Elmer's will be okay. *****Caution be sure to check your glue sticks before class because a lot of glue sticks are already dried out when you purchase them*****. The glue stick is just to hold the fabric on the shirt until we can sew it down. By using glue sticks the fabric can also be repositioned.
- ✂ Wet wipes to clean the glue off your hands.
- ✂ Thread to stitch fabric on the sweatshirt should be about the same color as the sweatshirt. Thread in the bobbin should be the same.
- ✂ Thread to quilt after all the patches have been stitched down.
- ✂ Separating jacket zipper. Do not buy before class because we will not know the size until after all the sewing is done.
- ✂ Scissors.
- ✂ Pins and needle.

NEWS FROM YOUR SSQA REPRESENTATIVE

Patricia Wilkins

For all SSQA members and those who would like to be members. The April Newsletter will be featuring members who are Teachers, Long-Armer's, Judges, Appraisers, Quilt for others, or Repair Quilts. You need to submit a write up of 50 words or less about what you do. The deadline is April 10th. If you are not a member yet you can submit your application with your write-up prior to April 10th. Applications can be downloaded from the www.SSQA.org site. After it is printed in the Newsletter it will have a special listing on the web site.

SSQA CHALLENGE FOR 2010 MANCUSO QUILT SHOW "ZING ME ONCE"

The Challenge:

1. Create a wall hanging or small quilt using black and white fabrics only, with the addition of ONE OTHER COLOR. You may run the range of the color you pick from the lightest to the darkest. Blacks and whites and the ONE COLOR ADDITON can be solids, prints – anything goes.
2. There is no theme so you are free to dream up your own. It can be whimsical, beautiful, mystical, comical, or wherever your creativity leads you.
3. The project can be pieced, appliquéd, paper pieced or use any other quilting technique or combination you desire. The piece should be hand or machine quilted, or use a combination of both. Embellishments are also acceptable.
4. The overall piece should measure between 144" minimum and 200" maximum (outside combined dimensions – width x length).
5. Your quilt must have a 5" hanging sleeve sewed to the top on the back.
6. A label with your name and telephone number should be sewed (not pinned) to the lower right hand side on the back of the quilt. Please cover any labels or monograms (front or back) with a piece of muslin. These will be removed after judging.
7. All items must be finished works. We will not display partially finished pieces.
8. Entries must be submitted in a fabric bag (pillow case works well) – plastic bags will not be accepted. Your name and telephone number needs to be on this bag.

This challenge will be a judged event. Ribbons and monetary prizes will be awarded as follows: Design and Workmanship, Creativity, and Best Use of Color.

Deadline for submission of Registration Forms is September 1, 2010. The entry form is on-line at www.SSQA.org.

SSQA SYMPOSIUM 2011 – APRIL 6 - 9

Tampa, FL

Teachers will be: Leigh McDonald, www.adventurgesinquilting.com; Velda Newman, www.veldanewman.com; Sally Schnizder, www.sallyschnizder.com; and Mary Sorenson, www.maryappliques.com. More information to follow.

MEMBERSHIP CORRECTIONS

New e-mail:

Barbara Johnson: rjohnson499@cfl.rr.com

Shirley Young: hey60@att.net

Connie Ramsey: cjrams63@hotmail.com

Address Corrections:

Barbara Johnson: 465 Plantation Drive

Connie Ramsey: 260 Crossno Cem. Road
Clifton, TN 38425

Phone Corrections:

Renée Goodie: Cell phone 321-266-8353,
only

Joseph Wilkins: 321-749-9398

Connie Ramsey: 931-676-5402

New Members:

Edens, Dawn

1005 Knox McRae Dr.

Titusville, Fl 32780

Phone: 321-264-7447

B. Day: 10/30

E-mail: dedens4@cfl.rr.com

McPhee, Nancy

7460 North Cocoa Blvd.

Cocoa, Fl 32927

Phone: 321-632-1534

B. Day: 05/17

E-mail: jamcphee@rogers.com

Summer Address: 10 Winsdale Road
Etobicoke On.

Canada M9C2W8


Phone: 416-621-3083

ONLY 344 DAYS TILL OUR QUILT SHOW!

Space Coast Quilters Guild

P.O. Box 2996

Titusville, FL 32781-2996



HAPPY EASTER!

“GOD BLESS AMERICA”